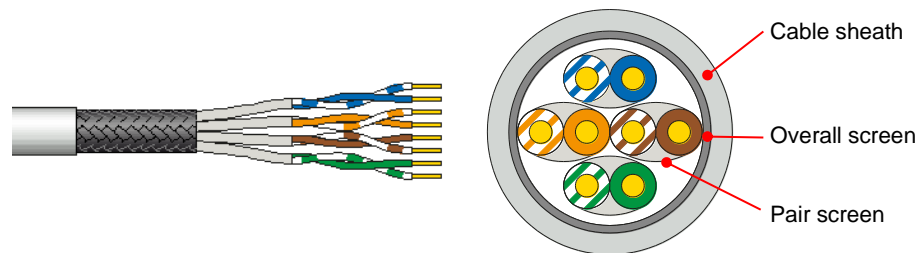


R&Mfreenet S/FTP Cat.7 1000MHz 4PxAWG23 LSFRZH Dca NVP=76% ISO/IEC 11801 <Source code> <batch no.> <dd/mm/yy> <meter> m

Cable reference	Part number	R35060
	Source code	V
	R&M positioning	Cat.7, Level 3

Cable construction	Conductor	Bare solid copper wire AWG23 ($\geq \varnothing 0.58$ mm)
	Insulation	Polyethylene $\leq \varnothing 1.50$ mm
	Twisting	2 wires to the pair
	Cable lay up	4 pairs to the core
	Pair screen	Alu / polyester tape
	Overall screen	Tin plated copper braid (≥ 50 % coverage)
	Sheath	LSFRZH, gray RAL 7035



Application
 Primary (Campus), Secondary (Riser), Tertiary (Horizontal)
 IEEE 802.3an: 10Base-T; 100Base-TX; 1000Base-T; 10GBase-T
 IEEE 802.5 16 MB; ISDN; TPDDI; ATM
 IEEE 802.3af / IEEE 802.3at / IEEE 802.3bt
 Confirming to European regulation "CPR" EN 50575

Standards
 ISO/IEC 11801 2nd ed.; EN 50173-1
 IEC 61156-5 2nd ed.; EN 50288-4-1; Power over Ethernet (PoE) / Type 1-4

Fire rating
 LSFRZH
 IEC 60332-3-24; IEC 60754-2; IEC 61034
 EN50575; Dca-s2,d1,a1; DOP D7009

Technical Data	Cable designation	S/FTP Cat.7 1000MHz 4PxAWG23
	Packaging	Drum 500 m
	Outer diameter	Nominal 7.8 mm
	Weight	68 kg / km
	Thermal load	589 MJ / km
	Segregation class	d
	Tensile force	100 N

Mechanical Properties	Bending radius	≥ 32 mm during operation (without load)
		≥ 63 mm during installation (with load)
	Temperature range	During operation
	During installation	0°C...+ 50°C

Electrical Properties (at 20°C ± 5°C)





DC loop resistance		≤ 14 Ω / 100 m
Resistance unbalance		≤ 2 %
Test voltage	DC, 1 min, core/core	1000 V
Insulation resistance	500 V	≥ 5000 MΩ * km
Capacitance		43 pF / m nom.
Capacitance unbalance		≤ 1.5 pF / m
Mean characteristic impedance		100 ± 5 Ω
Nominal velocity of propagation		Approx. 76 %
Propagation delay	At 1 MHz	≤ 500 ns / 100 m
Delay skew		≤ 20 ns / 100 m
Coupling attenuation		≥ 85 dB
Transfer impedance	At 1 MHz	≤ 9 mΩ / m
	At 10 MHz	≤ 7 mΩ / m
	At 100 MHz	≤ 10 mΩ / m
Balance TCL	At 1 MHz	≥ 40 dB
	At 10 MHz	≥ 40 dB
	At 100 MHz	≥ 20 dB
PS-Alien NEXT	At 100 MHz	≥ 80 dB
		Typ. 85 dB

Typical transmission characteristics (at 20°C)

f (MHz)	Attenuation (dB/100m)		NEXT (dB)		PS-NEXT (dB)		ACR-F ¹⁾ (dB/100m)		PS-ACR-F ¹⁾ (dB/100m)		Return loss (dB)	
	Max	Typ	Min	Typ	Min	Typ	Min	Typ	Min	Typ	Min	Typ
4	3.6	3.4	93.4	100	90.4	98	82	85	79	82	23	25
10	5.7	5.4	87.4	100	84.4	98	74	84	71	81	25	30
20	8.1	7,7	82.9	100	79.9	98	68	82	65	79	25	30
62.5	14.5	14.0	75.5	100	72.5	98	58.1	68	55.1	65	21.5	30
100	18.5	18.0	72.4	90	69.4	88	54	64	51	61	20.1	30
250	30.2	28.6	66.4	86	63.4	84	46	56	43	53	17.3	25
500	44.1	41.4	61.9	83	58.9	81	40	53	37	50	17.3	21
600	48.9	45.9	60.7	82	57.7	80	38.4	48	35.4	45	17.3	20
1000	-	59	-	80	-	78	-	38	-	35	-	16

¹⁾ ACR-F was formerly known as ELFEXT.

Recommended connection technique

Module	Perm. Link Class D	Perm. Link Class E	Channel Class E _A	Perm. Link Class E _A	Short Link Class E _A
	Cat.5e/s	✓	-	-	-
	Cat.6/s	✓	✓	✓	-
	Cat.6 _A /s	✓	✓	✓	✓
	Cat.6 _A EL/s	✓	✓	✓	✓